

# The DC Funds

Fixed Annuity Tracker - passive as at 31 March 2024

## Fund Facts

**Launch Date:**  
23/2/2007

**Fund size:**  
£48.14m

**Price Per Share:**  
206.2p

**Base Currency:**  
GBP

**Does this fund form part of an HSBC default strategy?**  
Yes - Lifecycle 2, Annuity Purchase Strategy

**Charges:**  
Inv Mgmt Charges: 0.00%  
Additional Charges: 0.00%

HSBC pays the investment management charges – not you. However, there may be costs within some of the funds and these will be reflected in the unit price. These nominal costs are variable and are likely to be between nil and 0.2% a year.

**Current Underlying Fund(s):**  
100% Legal & General Future World Annuity Aware Fund

**Current Comparator:**  
100% FTSE Annuities Index

Volatility (% per annum):		
	3 Years	5 Years
<b>Fund:</b>	14.1	12.5
<b>Comparator:</b>	12.6	10.8

Annualised volatility: a measure of how variable returns for a fund or comparative market index have been around their historical average (also known as "standard deviation"). Two funds may produce the same return over a period. The fund whose monthly returns have varied less have a lower annualised volatility and may be considered to have achieved its returns with less risk. The calculation is the standard deviation of monthly returns presented as an annualised number. Volatility for funds and indices are calculated independently of each other.

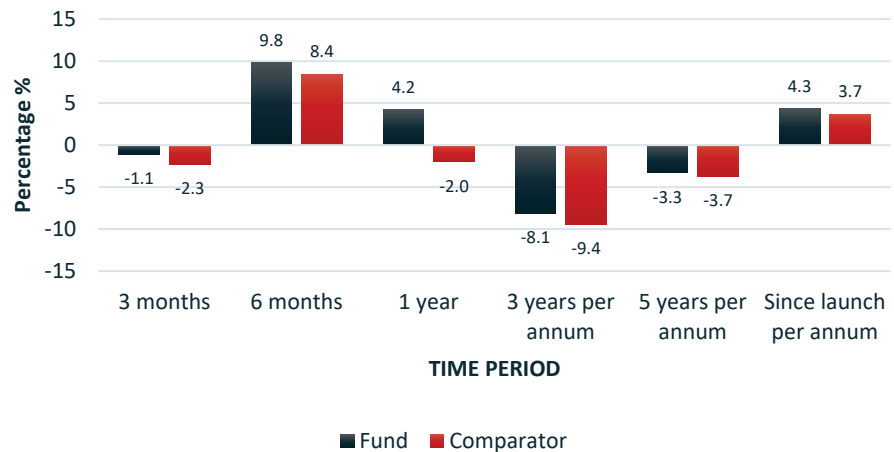
## Fund objective

To mitigate against pension conversion risk (for non-increasing and fixed increase annuities) by investing in corporate bonds and government bonds, predominantly issued in the UK.

## Fund description

The investment approach is designed for members seeking to buy a fixed annuity (a regular income for life) at retirement. The Fund invests predominantly in UK Government gilts and sterling corporate bonds, aiming to replicate investments held by an annuity provider offering a typical level annuity product and therefore aims to protect the purchasing power of a member's investment within this fund in terms of annuity rates. The investment manager has discretion over which bonds to hold and when to buy/sell them. ESG factors are considered within the investment process where relevant.

## Fund Performance



## Note

The Fixed Annuity Tracker Fund aims to mitigate pension conversion risk for fixed annuities. The fund does this by investing in government and corporate bonds, as these are the assets generally held by annuity providers. The fund now invests in government and corporate bonds directly (rather than investing in underlying passive funds) with the aim of the fund manager having more control over which bonds to hold. However, it means the previous benchmark is no longer appropriate. The Fixed Annuity Tracker Fund has instead adopted an annuity index as a performance comparator, which aims to show whether or not the fund met its objective of mitigating pension conversion risk for fixed annuities. Given the performance comparator is no longer the weighted average of the underlying passive benchmarks, we expect some short-term deviations from the new, annuity performance comparator.

Past performance is not a guide to future performance. The figures are shown in Sterling and have been calculated using actual returns since the introduction of the current DC fund range.  
Source: FIL Life Insurance Ltd. Single priced, gross income reinvested and net of fees. Indicative prices have been used if a portfolio valuation fell on a non-trading day.

## For members of the HSBC Bank (UK) Pension Scheme

### Fund performance (continued)

	31 Mar 2023 - 31 Mar 2024	31 Mar 2022- 31 Mar 2023	31 Mar 2021 - 31 Mar 2022	31 Mar 2020 - 31 Mar 2021	31 Mar 2019 - 31 Mar 2020
	%	%	%	%	%
<b>Fund</b>	4.2	-20.1	-6.7	3.1	5.7
<b>Comparator</b>	-2.0	-19.1	-6.1	-4.3	16.1
<b>Relative Performance</b>	6.2	-1.0	-0.6	7.4	-10.4

Past performance is not a guide to future performance. The figures are shown in Sterling and have been calculated using actual returns since the introduction of the current DC fund range. Source: FIL Life Insurance Ltd. Single priced, gross income reinvested and net of fees. Indicative prices have been used if a portfolio valuation fell on a non-trading day.

### Market Commentary

Fixed income markets posted mixed returns during a volatile first quarter of 2024, with sovereign bonds lagging, while corporate bonds performed relatively well. Sovereign bonds lost ground over the quarter as robust economic data sparked concerns that interest rates, particularly in the US, may need to remain elevated for an extended period. Consequently, sovereign bond yields surged on both sides of the Atlantic, reaching their highest levels of the year. UK bonds posted mixed returns over the quarter, with corporate bonds outperforming UK government bonds (Gilts). Gilt yields rose, as economic resilience suggested that inflation may prove stickier than anticipated. The Bank of England (BoE) maintained interest rates at 5.25% over the quarter, but continued to signal a mild and cautious rate cut cycle. In the corporate credit space, credit spreads tightened, underpinned by stable corporate fundamentals and a relatively positive economic outlook. On the economic front, the annual inflation rate in the UK slowed to 3.4% in February, marking the lowest reading since September 2021, while the UK manufacturing sector showed tentative signs of recovery in March. Source: Fidelity. This is general market commentary and should not be considered as advice.

#### TOP 10 HOLDINGS

1	UK Gilt 4.25% 2049	9.02%
2	UK Gilt 4.5% 2042	3.90%
3	UK Gilt 4.5% 2034	3.22%
4	UK Treasury Bill 0.625% 2035	3.17%
5	UK Gilt 3.5% 2045	3.09%
6	UK Gilt 4% 2060	2.96%
7	UK Gilt 3.75% 2053	2.54%
8	UK Gilt 4.125% 2027	1.66%
9	Zurich Financial Services AG	1.57%
10	UK Gilt 4.25% 2055	1.45%
	<b>TOTAL</b>	<b>32.58%</b>

#### ASSET BREAKDOWN

1	Corporates	55.76%
2	Government	37.11%
3	Collateralized	6.93%
4	Sub-Sovereigns	0.20%
	<b>TOTAL</b>	<b>100.00%</b>

#### INDUSTRY SECTOR BREAKDOWN

1	Other Non-Credit Assets	64.29%
2	Utilities	10.76%
3	Consumer Services	6.21%
4	Telecommunications	4.60%
5	Health Care	4.17%
6	Financial Services	3.52%
7	Industrials	3.37%
8	Technology	1.25%
9	Oil & Gas	1.04%
10	Basic Materials	0.79%
	<b>TOTAL</b>	<b>100.00%</b>

#### YEARS TO MATURITY




1	0 to 5	14.68%
2	5 to 10	15.25%
3	10 to 15	19.14%
4	15 to 20	17.54%
5	20 to 25	9.32%
6	25 to 30	15.73%
7	30 to 40	7.20%
8	Over 40	1.14%
	<b>TOTAL</b>	<b>100.00%</b>

## For members of the HSBC Bank (UK) Pension Scheme

### Risk rating

 Very low  Low  Low/medium  Medium  Medium/high  High  Very high

All investments carry a level of risk. You need to decide how much of each type of risk you're prepared to take. The table below gives an overview of some of the risks associated with this fund

Risk type	Description of risk	Level of risk for this fund
Capital Risk	This is the risk that the value of your investments will fall. Investors in higher capital risk funds should expect to see above average growth over the long term, but might see big falls in value in the short term. The younger you are, the less worried you might be about capital risk, because your investments have time to recover their value before you retire. Higher capital risk funds may be less suitable if you are close to retirement and want more certainty.	
Inflation Risk	This is the risk that the value of your investments will grow more slowly than prices rise. Inflation can be a problem for pension savings invested in cash or bond funds particularly if the interest you're earning is less than the rate of inflation and you are some way from retirement.	
Pension Conversion Risk	The price of an annuity changes on a regular basis. This means that the amount of income you can secure with the same amount of money will change. Pension conversion risk is the risk that the amount of income you can buy drops before you retire, because your money is invested differently to annuity funds. That's why, if you wish to buy an annuity to provide a regular income through retirement, putting more of your DC pension pot into bonds to try to match annuity prices as you get closer to retirement age can help protect against this risk. If you wish to continue investing your pension savings during retirement and access drawdown then this is less of a concern.	

### About the factsheet

It is important to remember that the price of units can go down as well as up. There's no guarantee that you'll get back the amount that goes into your DC pension pot. Changes in rates of currency exchange, particularly where overseas securities are held, could also affect the value of your investment. Although the funds can typically be bought and sold on a daily basis, fund managers may need to delay when you can access your holdings in a fund(s) due to exceptional market circumstances. All funds are provided through FIL Life Insurance Ltd and may invest in securities issued by or hold deposits with HSBC Holdings plc and associated companies. The Trustee can change the underlying managers or funds within this fund, or decide to withdraw or replace the fund at any time, without member consent or prior notification. This factsheet should be read alongside the investment guide.

Making fund choices is an important decision that could have a significant effect on your benefits. This factsheet has been produced to provide you with fund information and is not designed to provide advice or a recommendation on the suitability of an investment for your personal financial circumstances. The Trustee cannot give you financial advice about your fund choices. Consider taking independent financial advice before making any investment decisions.

**Valuation time:** Business days at 5:00pm (UK time)

**Dealing Process:** The cut off time for switch instructions is 2:00pm each business day.

### Contact us

You can find more Scheme information at: <https://futurefocus.staff.hsbc.co.uk>

If you are a Defined Contribution (DC) only member and have any questions, please contact the DC Scheme Administrator, WTW, at:  
**Email:** [HSBCpension@willistowerswatson.com](mailto:HSBCpension@willistowerswatson.com); **Phone:** 01737 227 575

If you are a hybrid member and have any questions, please contact the Defined Benefit Scheme Administrator, Equiniti, at:  
**Email:** [HSBCHybridPensions@equiniti.com](mailto:HSBCHybridPensions@equiniti.com); **Phone:** 0371 384 2631

Issued by HSBC Bank Pension Trust (UK) Limited 2024